

Name _____

Cursive Warm-Ups

Under and over

**Up and
straight down**

**Up and
loop down**

Descending loop

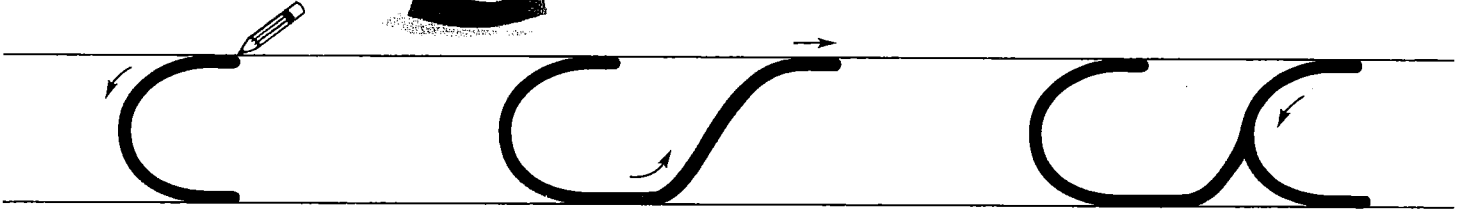
Start on the star. Do one row a day.

The practice grid consists of eight rows of horizontal lines. Each row is divided into four columns corresponding to the stroke types: 'Under and over', 'Up and straight down', 'Up and loop down', and 'Descending loop'. Each column begins with a star and a dot on the line, and a pencil icon indicating the starting point and direction of the stroke. The first row shows the stroke being formed, while the following seven rows show the stroke as a dotted line for tracing.

c is c



Hi! I'm the Magic C Bunny.
I'll help you start cursive.



Magic c
bump the line

travel on the line
slide up and over




come back
make a new c

Start on the dot. Copy C.

Check C



Start on the dot. Copy the models.



Check letter. Teachers: Help children their letter for correct Start, Steps, and Bumps.