

# Cursive Warm-Ups Name \_\_\_\_\_

## Under and over


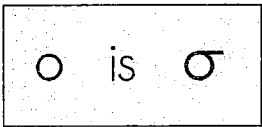
## Up and straight down

## Up and loop down

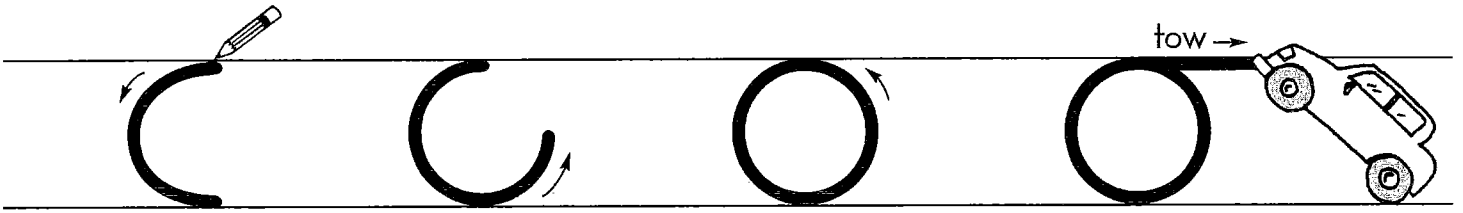
## Descending loop

Start on the star. Do one row a day.

Handwriting practice grid with four columns and eight rows. Each row contains four sets of handwriting lines. The first two columns are for 'Under and over' and 'Up and straight down' respectively, and the last two are for 'Up and loop down' and 'Descending loop'. Each set includes a star on the baseline, a pencil icon, and a dotted tracing path. The 'Up and loop down' and 'Descending loop' sections also feature vertical dashed lines for tracing.



Now you are ready to learn the Tow Truck Letters. Tow Truck Letters always end with a tow.



Magic c


keep on going

circle around

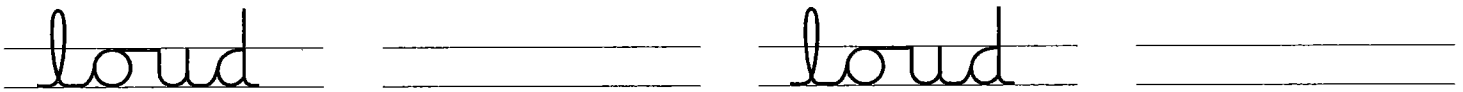
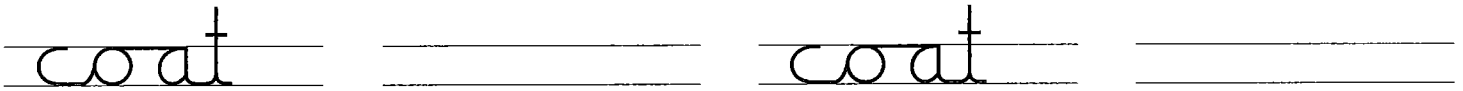
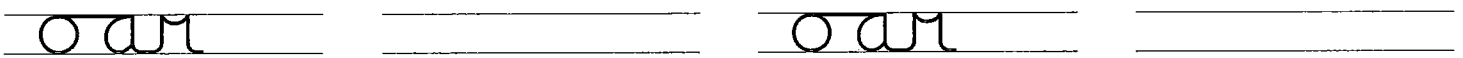
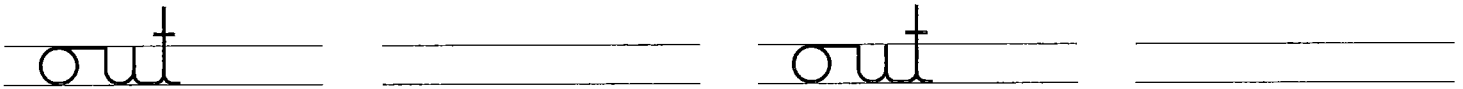
end with a tow

Start on the dot. Copy *o*.

Check *o*



Copy the words.



Check *loud*