

Name _____

Cursive Warm-Ups

Under and over


Up and
straight down

Up and
loop down


Descending loop

The practice grid consists of seven rows of horizontal lines. Each row is divided into four columns corresponding to the stroke types: 'Under and over', 'Up and straight down', 'Up and loop down', and 'Descending loop'. Each column contains a pencil icon, a dotted line showing the stroke path, and a star on a horizontal line with a dot above and below it. The 'Under and over' column shows a pencil icon and a dotted line that goes under the line, loops over it, and goes back under. The 'Up and straight down' column shows a pencil icon and a dotted line that goes straight up from the line and then straight down. The 'Up and loop down' column shows a pencil icon and a dotted line that goes straight up from the line, loops to the right, and then goes straight down. The 'Descending loop' column shows a pencil icon and a dotted line that goes straight down from the line, loops to the left, and then goes straight down.

h is h

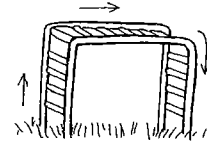


travel up like a



slide down bump

climb back up and over




and down bump travel away


Can you climb up + over + down?

Start on the dot. Copy h.

Check h



Copy the models.



Check had