

# Cursive Warm-Ups Name \_\_\_\_\_

**Under and over**

**Up and  
straight down**

**Up and  
loop down**


**Descending loop**

Start on the star. Do one row a day.


The grid consists of 8 rows of handwriting lines. Each row contains four columns of exercises:

- Column 1: Under and over** - Starts with a pencil icon and a star on the top line. The first stroke goes under the top line and over the middle line. The second stroke goes over the top line and under the middle line. Each row contains two pairs of these strokes.
- Column 2: Up and straight down** - Starts with a pencil icon and a star on the top line. The first stroke goes straight up to the top line and straight down to the bottom line. The second stroke goes straight up to the middle line and straight down to the bottom line. Each row contains two pairs of these strokes.
- Column 3: Up and loop down** - Starts with a pencil icon and a star on the top line. The first stroke goes straight up to the top line and loops back down to the middle line. The second stroke goes straight up to the middle line and loops back down to the bottom line. Each row contains two pairs of these strokes.
- Column 4: Descending loop** - Starts with a pencil icon and a star on the top line. The first stroke goes straight down to the middle line and loops back up to the top line. The second stroke goes straight down to the bottom line and loops back up to the middle line. Each row contains two pairs of these strokes.

b is b



Tow Truck Letters always end with a tow.




start with an l

travel and up


end with a tow

Start on the dot. Copy b.

Check b



Copy the words.



Check boat