

Cursive Warm-Ups Name _____

Under and over

Up and straight down

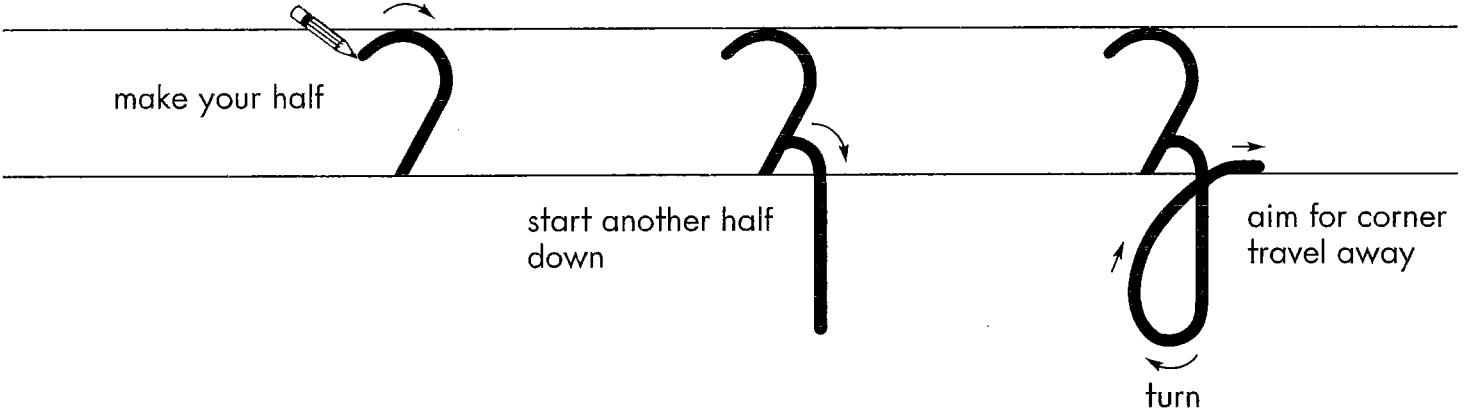


Up and loop down

Descending loop

Start on the star. Do one row a day.


Handwriting practice grid with four columns of exercises. Each row contains a tracing guide and two practice lines. The first column shows a cursive wave pattern. The second column shows a vertical line with a star at the top. The third column shows a vertical line with a loop at the top. The fourth column shows a vertical line with a descending loop at the bottom. Each tracing guide includes a pencil icon and a star indicating the starting point. The practice lines consist of a solid top line, a dashed middle line, and a solid bottom line.

Z is z




Start on the dot. Copy z.

Check z



Copy the words.



Check prize